



VOLUNTEER TRAVEL DIRECTIONS **BY CAR - 2025**

Over the GP weekend there will be significant road closure and access restrictions operated by Silverstone Circuit and their partners. Full details can be found on the Silverstone Circuit website [here](#).

In summary the main restrictions are:

- A43 northbound and southbound one-way systems on Saturday & Sunday.
- A413 (Silverstone village main road) one-way system on Saturday and Sunday
- Resident access only to Silverstone village – please use the dashboard pass provided (see last page).

All road closure and access restrictions will be operated by Silverstone Circuit and their partners. For the safety of yourself and others please adhere to any instructions from stewards or signage.

Specific restrictions

Friday	There are no traffic management plans in place which would affect your journey, however, <u>traffic volumes will be much higher than normal</u>
Saturday & Sunday	All evening volunteers <ul style="list-style-type: none">• There will be no access into Silverstone via Abthorpe Crossroads or the A413 after 2:00pm. All traffic into the village will be via Whittlebury Rd.• The volunteer co-ordinator will contact you if you have volunteered for the evening shifts and are travelling by car. Evening volunteers at the School only <ul style="list-style-type: none">• The A413 will have a one-way system in place.• You must turn left when exiting the car park and travel home via the A413.

We have limited volunteer parking.

Please park as instructed below and use our pedestrian directions:

- If volunteering at Church St, please park at Church St
- If volunteering at Green Lane, **please park at Church St**.
To walk to Green Lane car park, turn right onto Church St, at the pub / shop turn right onto High Street. Walk up High Street and you'll see Green Lane signposted; the car park is the field at the end of Green Lane on the right.
- If volunteering at The Firs, **please park at The School**.
To walk to The Firs car park, leave the school grounds via the Little London footpath. Turn right onto Little London and you'll see the Firs on your right, just after the campsite entrance.
- If volunteering at The School, please park at The School.

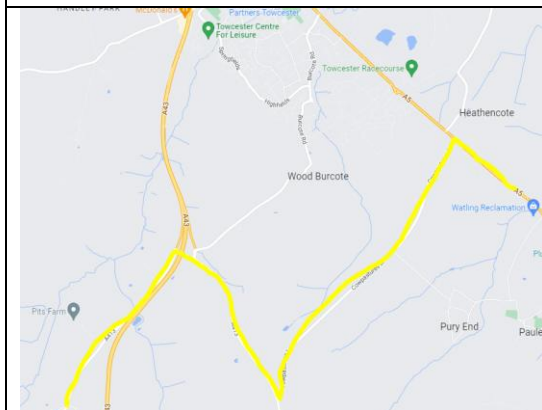
Car park – The School



Via the Abthorpe Crossroads

- At the Abthorpe crossroads turn right to Silverstone
- Stay on this road following the parking signs and you will enter Silverstone (by the SRA & West End)
- Continue into Silverstone village for 0.4 miles; turn left at the T Junction (Croft Stores & The White Horse)
- Keep to the right following Whittlebury Rd
- At the double roundabout take the 1st exit onto Towcester Rd (A413)
- Follow Towcester Rd for approx. 0.5 miles – the school will be on your left

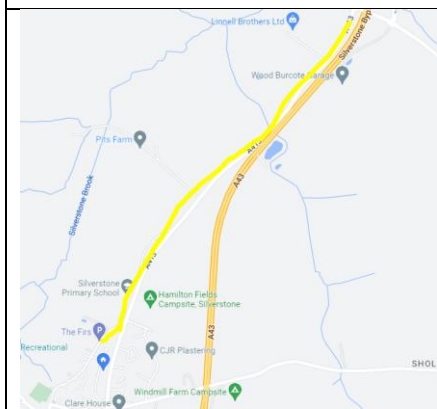
YOU WILL BE UNABLE TO USE THIS ROUTE ON SATURDAY OR SUNDAY EVENINGS.



From the A5 / Whittlebury

- Leave A5 at Whittlebury / Silverstone roundabout
- Turn right at the end of Cowpastures to Silverstone
- Follow this road, taking the 2nd exit at the roundabout
- Take the first exit at the next roundabout following signs for Silverstone
- Follow the road into Silverstone – as you approach the village boundaries you'll see the village school on the right.

YOU WILL BE UNABLE TO USE THIS ROUTE ON SATURDAY OR SUNDAY EVENINGS.



From the A43

- Exit the A43 at the Whittlebury interchange
- Take the 3rd exit at the roundabout.
- Take the 1st exit at the roundabout
- Follow the road into Silverstone – as you approach the village boundaries you'll see the village school on the right.

YOU WILL BE UNABLE TO USE THIS ROUTE ON SATURDAY OR SUNDAY EVENINGS.

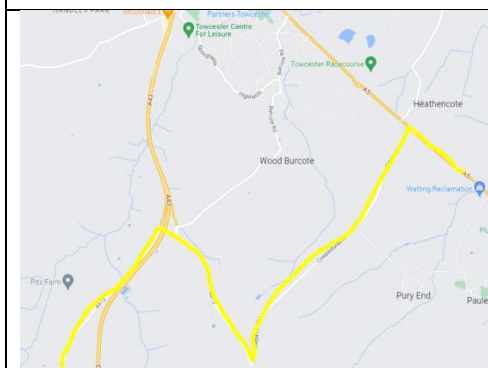
Car park – Church St



Via the Abthorpe Crossroads

- At the Abthorpe crossroads turn right to Silverstone
- Stay on this road following the parking signs and you will enter Silverstone (by the SRA & West End)
- The entrance to Church Street parking is approx. 0.3 miles on your right

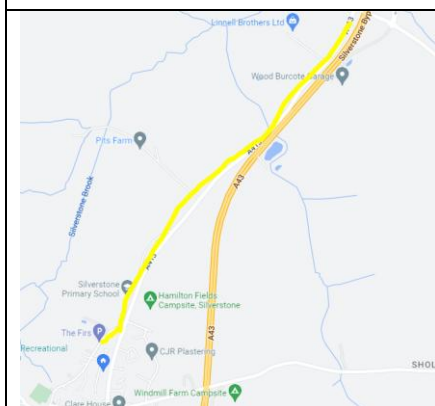
YOU WILL BE UNABLE TO USE THIS ROUTE ON SATURDAY OR SUNDAY EVENINGS.



From the A5 / Whittlebury

- Leave A5 at Whittlebury / Silverstone roundabout
- Turn right at the end of Cowpastures to Silverstone
- Follow this road, taking the 2nd exit at the roundabout
- Take the first exit at the next roundabout following signs for Silverstone
- Follow the road into Silverstone – as you approach the village boundaries you'll see the village school on the right.
- Continue into Silverstone for 0.4 miles.
- At the mini double roundabout turn right onto Whittlebury Rd
- At the White Horse pub turn right onto Church Street
- The entrance to Church Street parking is approx. 0.3 miles on your left

YOU WILL BE UNABLE TO USE THIS ROUTE ON SATURDAY OR SUNDAY EVENINGS.



From the A43

- Exit the A43 at the Whittlebury interchange
- Take the 3rd exit at the roundabout.
- Take the 1st exit at the roundabout
- Follow the road into Silverstone – as you approach the village boundaries you'll see the village school on the right.
- Continue into Silverstone for 0.4 miles.
- At the mini double roundabout turn right onto Whittlebury Rd
- At the White Horse pub turn right onto Church Street
- The entrance to Church Street parking is approx. 0.3 miles on your left

YOU WILL BE UNABLE TO USE THIS ROUTE ON SATURDAY OR SUNDAY EVENINGS.

SATURDAY & SUNDAY EVENING TRAVEL

CHURCH ST	Inbound <ul style="list-style-type: none">• Leave A5 at Whittlebury / Silverstone roundabout• Turn LEFT at the end of Cowpastures to Whittlebury• Turn RIGHT at t-junction for Silverstone (Church Lane)• Follow the road into Silverstone, at the mini double roundabout turn right onto A413 (one way system will be in place)• Turn LEFT onto Little London• The entrance to Church Street parking is approx. 0.3 miles on your left• At the White Horse pub turn right onto Church Street• The entrance to Church Street parking is approx. 0.3 miles on your left
	Outbound <ul style="list-style-type: none">• Turn left out of the carpark onto Church St• Follow the road to Abthorpe Crossroads – turn right for Towcester
THE SCHOOL	Inbound <ul style="list-style-type: none">• Leave A5 at Whittlebury / Silverstone roundabout• Turn LEFT at the end of Cowpastures to Whittlebury• Turn RIGHT at t-junction for Silverstone (Church Lane)• Follow the road into Silverstone, at the mini double roundabout turn right onto A413 (one way system will be in place)• Turn LEFT into the school car park
	Outbound <ul style="list-style-type: none">• The A413 will have a one-way system in place.• You must turn left when exiting the car park and travel home via the A413.



SILVERSTONE SCHOOL PARKING

05 - 06 JULY 2025

VOLUNTEER

Please display on dashboard to help gain access to Silverstone village.

In the event of any difficulties please call 01327 221772